


How We Honor Them



Mini Fact:

The Lincoln and Washington monuments are at either end of a long, rectangular reflecting pool.

Presidents Day is on Feb. 17 this year. To celebrate, The Mini Page is visiting monuments to two of our most iconic presidents, George Washington and Abraham Lincoln, in Washington, D.C.

A monument to Washington


When French-American architect Pierre L'Enfant designed the city of Washington, D.C., he included plans for a monument to America's first president.

The design was chosen through a contest, as were most capital memorials. The winning designer was Robert Mills.

In 1848, workers began building the monument, but money ran out after six years. By the time work began again 25 years later, workers had to get rock from a different quarry. As a result, the stone changes color about one-third of the way up.

State stones

When the money ran out, many states and territories sent stones for the monument. For example, Alaska's stone is made of jade and Arizona's of petrified wood. Visitors can see some of these stones while riding on the elevator.



Mills' original design from the 1830s was more detailed. He pictured statues of Revolutionary War heroes at the bottom.


Photos courtesy National Park Service



The Washington Monument is the most visible landmark in our nation's capital.

Monument Fact-a-roonies

- When the Washington Monument was finished in 1885, it was the tallest structure in the world, at about 555 feet tall. The Eiffel Tower broke this record four years later.
- The first elevator in the monument was steam-powered. It took 10 to 12 minutes to reach the top.
- A new electric elevator takes about 70 seconds to get to the top.
- The monument is an obelisk (AH-buh-lisk), an Egyptian-style pillar with four sides and a pyramid on top.
- Around the monument, 50 American flags, one for each state, stand in a circle.
- In 2011, an earthquake slightly damaged the obelisk. It was closed to visitors for three years while repairs were made.
- The apex, or point at the top, is made of aluminum.



The Lincoln Memorial was designed by Henry Bacon with 36 columns on the outside. These represent the states that existed at the end of Lincoln's presidency.

A memorial for Lincoln

The Lincoln Memorial is built on former swampland that was filled in by the U.S. Army in the late 1800s. Work began on the memorial in 1914. It was dedicated in 1922.

The 19-foot-tall statue of Lincoln is made up of 28 pieces of marble put together like a giant jigsaw puzzle.



Memorial Fact-a-roonies

- Lincoln is seated because the designer thought a standing figure would disappear among the tall columns.
- In 1963, at a march for civil rights, Martin Luther King Jr. gave his "I Have a Dream" speech at the Lincoln Memorial.
- The statue of Lincoln was sculpted by Daniel Chester French.

Resources



On the Web:

- nps.gov/wamo/index.htm
- nps.gov/linc/index.htm

At the library:

- "A Kid's Guide to Washington, D.C." by Miriam Chernick

Try 'n' Find

Words that remind us of presidential monuments are hidden in this puzzle. Some words are hidden backward or diagonally, and some letters are used twice. See if you can find:



APEX, BACON, DAY, DESIGN, EARTHQUAKE, ELEVATOR, FLAGS, FRENCH, LINCOLN, MARBLE, MEMORIAL, MILLS, MONUMENT, OBELISK, POOL, PRESIDENT, STATES, STATUE, STONE, WASHINGTON.

E N O T S P U N Q E D X E P A
X S E T A T S S A P S G A L F
E L E V A T O R R S L L I M D
P S I E N B T E H D E S I G N
O K L O E H S M A R B L E K A
O C C L Q I M E M O R I A L D
L A I U D V E U T A T S F R A
B S A E M Q M O N U M E N T Y
K K N W A S H I N G T O N W V
E T F R E N C H L I N C O L N

Cook's Corner

Sweet Potato Hash Browns

You'll need:

- 2 medium sweet potatoes, peeled
- 2 tablespoons canola oil
- 1/2 cup chopped onion

- 1 clove garlic, finely chopped (optional)
- salt and pepper to taste



What to do:

1. Chop peeled sweet potatoes into small cubes.
2. Heat oil in pan and cook onion for 2 to 3 minutes until translucent.
3. Add potatoes and stir to combine. Continue to cook over medium heat for 10 to 12 minutes, turning frequently.
4. Stir in garlic if desired and continue to cook potatoes for another 10 minutes until soft.
5. Season with salt and pepper. Serves 2.

* You'll need an adult's help with this recipe.

ROOTONYM®

by Jan & Carey Orr Cook



Study the definition. When you know the missing word, fill in the letter boxes and the sentence blanks.

1. A person who guides by being the best, first or ahead (6-letter noun)

□ □ □ □ □ □

2. A pick between two or more possibilities (6-letter noun)

□ □ □ □ □ □

3. Someone who earns a victory or beats others (6-letter noun)

□ □ □ □ □ □

4. To observe or honor in a special way (9-letter verb)

□ □ □ □ □ □ □ □ □

1. Joseph is a great _____ who inspires others.
2. Clara made a _____ : a banana, not a grapefruit.
3. Julie is the _____ for class president.
4. Schools _____ Presidents Day as a holiday.

Mini Jokes



George: Who was the biggest jokester in Washington's army?
Abe: Laugh-ayette!

Eco Note



Take a deeeeeep breath. When we take air in, the oxygen in the air passes throughout our body in our blood and allows us to live. Air is one thing we need to stay alive. But when air is not clean, we may cough or have trouble breathing, even indoors. To help with air pollution indoors, we can ask adults to smoke outside; keep pets off beds and furniture; use exhaust fans to help prevent mold and mildew; and keep windows closed on days with high pollen counts.

adapted from epa.gov

For later:

Look in your newspaper for events related to Presidents Day.

Teachers: Follow and interact with The Mini Page on Facebook!



Books from The Mini Page are wonderful resources and make great gifts! See all of our Mini Page products at MiniPageBooks.com, or call 800-642-6480 for more information. Mail payment to: Andrews McMeel Universal, Mini Page Books, 1130 Walnut, Kansas City, MO 64106. Include \$4.00 shipping and handling per order.

